

Connector Terminal Views

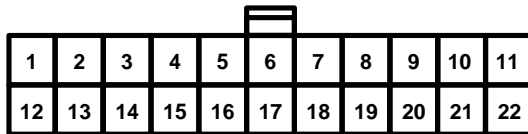
196. Gauge Assembly

- Behind gauge assembly
- On dashboard wire harness (left branch)

'02-'04:

Connector A

– White

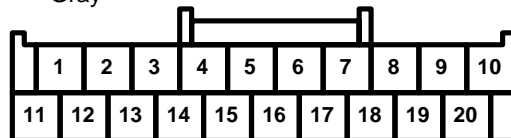


- | | |
|---------------------------------------------------|--------------------------------------------|
| 1 — | 12 Canada: PNK
(Gauges and indicators) |
| 2 — | 13 RED (Circuit 12) |
| 3 BLK/YEL
(Security system) | 14 BLU/RED (ABS) |
| 4 RED/BLK (Circuit 11) | 15 PNK (SRS) |
| 5 RED/BLU (Headlights) | 16 Canada: WHT/BLU (DRL) |
| 6 Canada: RED/GRN
USA: RED/YEL
(Headlights) | 17 A/T: BLK/RED
(Circuit M22) |
| 7 GRN/RED (Circuit 17) | 18 A/T: GRN/BLK
(Back-up lights) |
| 8 BLU/YEL (Cruise control) | 19 A/T: WHT (Circuit M34) |
| 9 — | 20 A/T: BLU/BLK (Circuit M35) |
| 10 BLU/ORN
(Immobilizer system) | 21 YEL/RED
(Low oil pressure indicator) |
| 11 WHT/RED
(Fuse 9 – Under-hood) | 22 GRN/ORN (MIL circuit) |

'05-'06:

Connector A

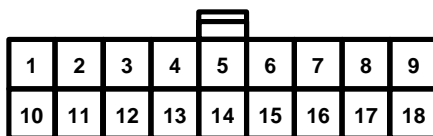
– Gray



- | | |
|---------------------------------------------------|--------------------------------------------|
| 1 Canada: PNK
(Gauges and indicators) | 11 RED (Circuit 12) |
| 2 BLK/YEL
(Security system) | 12 BLU/RED (ABS) |
| 3 RED/BLK (Circuit 11) | 13 PNK (SRS) |
| 4 RED/BLU (Headlights) | 14 Canada: WHT/BLU
(DRL) |
| 5 Canada: RED/GRN
USA: RED/YEL
(Headlights) | 15 A/T: BLK/RED
(Circuit M22) |
| 6 GRN/RED (Circuit 17) | 16 A/T: GRN/BLK
(Back-up lights) |
| 7 BLU/YEL (Cruise control) | 17 A/T: WHT (Circuit M34) |
| 8 — | 18 A/T: BLU/BLK
(Circuit M35) |
| 9 BLU/ORN
(Immobilizer system) | 19 YEL/RED (Low oil
pressure indicator) |
| 10 WHT/RED
(Fuse 9 – Under-hood) | 20 GRN/ORN (MIL circuit) |

Connector B

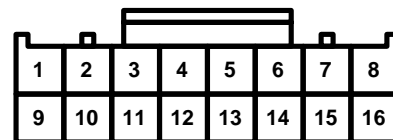
– White



- | | |
|------------------------------------|------------------------------------|
| 1 — | 10 — |
| 2 = | 11 — |
| 3 — | 12 — |
| 4 — | 13 WHT/GRN
(Communication line) |
| 5 — | 14 BLU
(Gauges and indicators) |
| 6 WHT/RED
(Fuse 9 – Under-hood) | 15 BLU/WHT (Circuit E93) |
| 7 YEL
(Fuse 10 – Under-dash) | 16 YEL/BLK (Fuel gauge) |
| 8 PNK/BLU (SRS) | 17 BLK (G402) |
| 9 GRN/YEL (Circuit 16) | 18 BLK (G401) |

Connector B

– Gray



- | | |
|------------------------------------|------------------------------------|
| 1 — | 9 — |
| 2 = | 10 — |
| 3 — | 11 WHT/GRN
(Communication line) |
| 4 — | 12 BLU
(Gauges and indicators) |
| 5 WHT/RED
(Fuse 9 – Under-hood) | 13 BLU/WHT (Circuit E93) |
| 6 YEL
(Fuse 10 – Under-dash) | 14 YEL/BLK (Fuel gauge) |
| 7 PNK/BLU (SRS) | 15 BLK (G402) |
| 8 GRN/YEL (Circuit 16) | 16 BLK (G401) |