

## 2010 Honda CR-V


**HONDA**

*Remote Start, Security, Keyless Entry, Accessories*

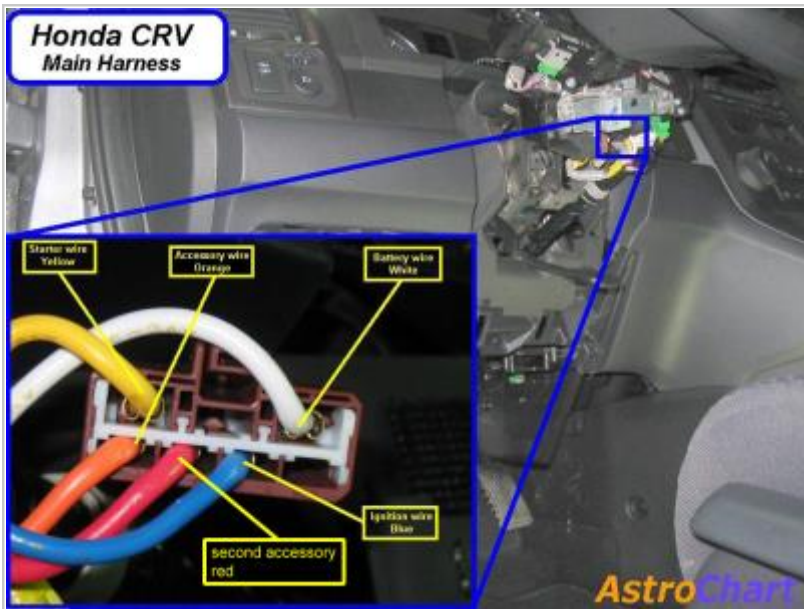
Item	Wire Color	Polarity	Wire Location
<b>12 Volts</b>	white (50A)	+	ignition switch, brown 7 pin plug, pin 3
<b>Second 12 Volts</b>	N/A		
<b>Starter</b>	yellow	+	ignition switch, brown 7 pin plug, pin 1
<b>Second Starter</b>	N/A		
<b>Ignition</b>	blue	+	ignition switch, brown 7 pin plug, pin 6
<b>Second Ignition</b>	N/A		
<b>Third Ignition</b>	N/A		
<b>Accessory</b>	orange	+	ignition switch, brown 7 pin plug, pin 4
<b>Second Accessory</b>	red	+	ignition switch, brown 7 pin plug, pin 5
<b>Third Accessory</b>	N/A		
<b>Keysense</b>	gray	-	ignition key switch, green 6 pin plug, pin 1
<b>Data Bus</b>	green (S-NET immobilizer data)	data	Immobilizer Control Unit, white 7 pin plug, pin 3
<b>Can Bus High</b>	N/A		
<b>Can Bus Low</b>	N/A		
<b>Can Bus Sw</b>	pink (B-CAN)	data	Immobilizer Control Unit, white 7 pin plug, pin 4
<b>Power Lock</b>	blue	-	driver kick, door harness
<b>Power Unlock</b>	gray	-	driver kick, door harness
<b>Lock Motor</b>	pink	5 wire	dash fuse box, green 42 pin plug (E), pin 21
<b>Driver Unlock Motor</b>	gray	5 wire	driver kick, door harness
<b>Passenger Unlock Motor</b>	yellow	5 wire	dash fuse box, green 42 pin plug (E), pin 14
<b>Parking Lights (-)</b>	blue	-	headlight switch, white/black 12 pin plug, pin 11
<b>Parking Lights (+)</b>	red	+	above driver kick, blue 18 pin plug, pin 1
<b>Hazards</b>	purple	+	hazard switch, green 6 pin plug, pin 5
<b>Turn Signal (Left)</b>	orange	+	dash fuse box, green 42 pin plug (E), pin 40
<b>Turn Signal (Right)</b>	brown	+	dash fuse box, green 42 pin plug (E), pin 39
<b>Headlight</b>	pink	-	headlight switch, white/black 12 pin plug, pin 10
<b>AutoLights</b>	orange (ground to turn off autolights)	-	headlight switch, white/black 12 pin plug, pin 9
<b>Reverse Light</b>	brown	+	dash fuse box, green 42 pin plug (E), pin 15
<b>Left Front Door Trigger</b>	green	-	dash fuse box, green 42 pin plug (E), pin 37
<b>Right Front Door Trigger</b>	lt. green	-	dash fuse box, green 42 pin plug (E), pin 3
<b>Left Rear Door Trigger</b>	white	-	dash fuse box, green 42 pin plug (E), pin 17
<b>Right Rear Door Trigger</b>	gray	-	dash fuse box, green 42 pin plug (E), pin 2

<i>Remote Start, Security, Keyless Entry, Accessories (Continued)</i>			
Item	Wire Color	Polarity	Wire Location
<b>Dome Supervision</b>	purple	-	right of dash fuse box, white 20 pin plug, pin 19
<b>Trunk/Hatch Pin</b>	pink	-	dash fuse box, green 42 pin plug (E), pin 36
<b>Rear Glass Pin</b>	N/A		
<b>Hood Pin</b>	lt. blue	-	dash fuse box, blue 21 pin plug (G), pin 13
<b>Trunk/Hatch Release</b>	white (rear handle switch)	-	dash fuse box, green 42 pin plug (E), pin 13
<b>Trunk Release Motor</b>	green	+	dash fuse box, green 42 pin plug (E), pin 20
<b>Fuel Door Release</b>	N/A		
<b>Power Sliding Door (Left)</b>	N/A		
<b>Power Sliding Door (Right)</b>	N/A		
<b>Factory Alarm Arm</b>	pink (driver door key cylinder)	-	driver kick, door harness
<b>Factory Alarm Disarm</b>	brown (driver door key cylinder)	-	driver kick, door harness
<b>Disarm No Unlock</b>	see factory alarm disarm		
<b>Trunk Alarm Shunt</b>	N/A		
<b>Tachometer</b>	NOT yellow/black	ac	any fuel injector
<b>Wait to Start</b>	N/A		
<b>Neutral Safety</b>	N/A		
<b>Clutch Pedal</b>	N/A		
<b>Fuel Pump</b>	green	+	dash fuse box, green 42 pin plug (E), pin 9
<b>Rear Defroster</b>	lt. green	- latched	below dash fuse box, white 24 pin plug, pin 11
<b>Mirror Defroster</b>	same as rear defroster		
<b>Left Front Heated Seat</b>	blue (L), lt. blue (H)	+ latched	driver seat heater switch, white 6 pin plug, pins 3 and 6
<b>Right Front Heated Seat</b>	red (L), yellow (H)	+ latched	passenger seat heater switch, white 7 pin plug, pins 4 and 7
<b>Speed Sense</b>	blue	ac	radio, gray 17 pin plug, pin 13 or gray 24 pin plug, pin 15
<b>Brake Wire</b>	lt. green	+	dash fuse box, green 42 pin plug (E), pin 34
<b>Parking Brake</b>	purple	-	below dash fuse box, white 24 pin plug, pin 10
<b>Horn Trigger</b>	orange	-	horn switch, white 20 pin plug, pin 1
<b>Wipers</b>	orange (low), white (high), black (ground)	-	wiper switch, white/black 8 pin plug, pins 2, 4, and 5
<b>Left Front Window (Up/Down)</b>	pink - gray	A	power window master switch, gray 22 pin plug, pins 10 and 9
<b>Right Front Window (Up/Down)</b>	orange - brown	A	driver kick, door harness
<b>Left Rear Window (Up/Down)</b>	green - purple	A	above driver kick, blue 18 pin plug, pins 10 and 15
<b>Right Rear Window (Up/Down)</b>	lt. blue - red	A	driver kick, door harness
<b>Sun Roof (Open/Close)</b>	lt. blue and purple (open) (with ignition on only)	-	moonroof switch, gray 12 pin plug, pins 6 and 10
<b>Sun Roof (Limit/Close)</b>	orange and purple (close) (with ignition on only)	-	moonroof switch, gray 12 pin plug, pins 8 and 10
<b>Memory Seat 1</b>	N/A		
<b>Memory Seat 2</b>	N/A		
<b>Memory Seat 3</b>	N/A		

Audio			
Item	Wire Color	Polarity	Wire Location
<b>Radio 12V</b>	orange or lt. green	+	radio, gray 17 pin plug, pin 17 or gray 24 pin plug, pin 24
<b>Radio Ground</b>	black	-	radio, gray 17 pin plug, pin 9 or gray 24 pin plug, pin 12
<b>Radio Ignition</b>	white	+	radio, gray 17 pin plug, pin 14 or gray 24 pin plug, pin 14
<b>Radio Illumination</b>	gray (parking lights), red (dimmer)	+,-	radio, gray 17 pin plug, pins 10, 1 or gray 24 pin plug, pins 13, 1
<b>Factory Amp Turn-on</b>	red	+	radio, gray 20 pin plug, pin 16 or gray 24 pin plug, pin 17
<b>Power Antenna</b>	black	+	radio, gray 3 pin plug, pin 3
<b>Left Front Speaker (+/-)</b>	lt. green - green or red - green	+,-	radio, gray 17 pin plug, pins 12, 3 or gray 24 pin plug, pins 23, 22
<b>Right Front Speaker (+/-)</b>	white - yellow or brown - yellow	+,-	radio, gray 17 pin plug, pins 15, 7 or gray 24 pin plug, pins 19, 18
<b>Left Rear Speaker (+/-)</b>	gray - brown or lt. green - purple	+,-	radio, gray 17 pin plug, pins 11, 2 or gray 24 pin plug, pins 11, 10
<b>Right Rear Speaker (+/-)</b>	blue - orange or blue - pink	+,-	radio, gray 17 pin plug, pins 16, 8 or gray 24 pin plug, pins 7, 6
<b>Center Channel (+/-)</b>	N/A		
<b>Subwoofer (+/-)</b>	pink - blue	+,-	radio, 5 pin plug, pins 4 and 5
<b>Aux. Audio Input Left (+/-)</b>	white - red (LX), white - black (EX)	+,-	radio, gray 20 pin plug, pins 13 and 3
<b>Aux. Audio Input Right (+/-)</b>	black - red (LX), red - black (EX)	+,-	radio, gray 20 pin plug, pins 14 and 3
<b>RSE Video (+/-)</b>	N/A		
<b>RSE Audio Left (+/-)</b>	green - black (USB, CD changer, and XM audio)	+,-	radio, white 14 pin plug, pins 6 and 14
<b>RSE Audio Right (+/-)</b>	red - white (USB, CD changer, and XM audio)	+,-	radio, white 14 pin plug, pins 5 and 13
<b>Satellite Radio 12 Volts</b>	orange	+	XM Receiver, white 14 pin plug, pin 1
<b>Satellite Radio Ground</b>	lt. blue	-	XM Receiver, white 14 pin plug, pin 11
<b>Satellite Radio Ignition</b>	purple	+	XM Receiver, white 14 pin plug, pin 2
<b>Satellite Radio Antenna</b>	(coaxial cable)		
<b>Satellite Audio Left (+/-)</b>	green - black	+,-	XM Receiver, white 14 pin plug, pins 6 and 14
<b>Satellite Audio Right (+/-)</b>	red - white	+,-	XM Receiver, white 14 pin plug, pins 5 and 13


<i>What Fits</i>			
Item	Size	Depth	Location
Headunit	irregular		center of dash
Left Front Speaker	6.5		left front door
Left Front Tweeter			left front dash
Right Front Speaker	6.5		right front door
Right Front Tweeter			right front dash
Left Rear Speaker	6.5		left rear door
Left Rear Tweeter	N/A		
Right Rear Speaker	6.5		right rear door
Right Rear Tweeter	N/A		
Center Channel	N/A		
Subwoofer			under passenger seat
Left Front Headrest			
Right Front Headrest			
Left Rear Headrest			
Right Rear Headrest			
Satellite Radio Tuner			passenger kick

*Wiring Photo and Notes: 12 Volts*

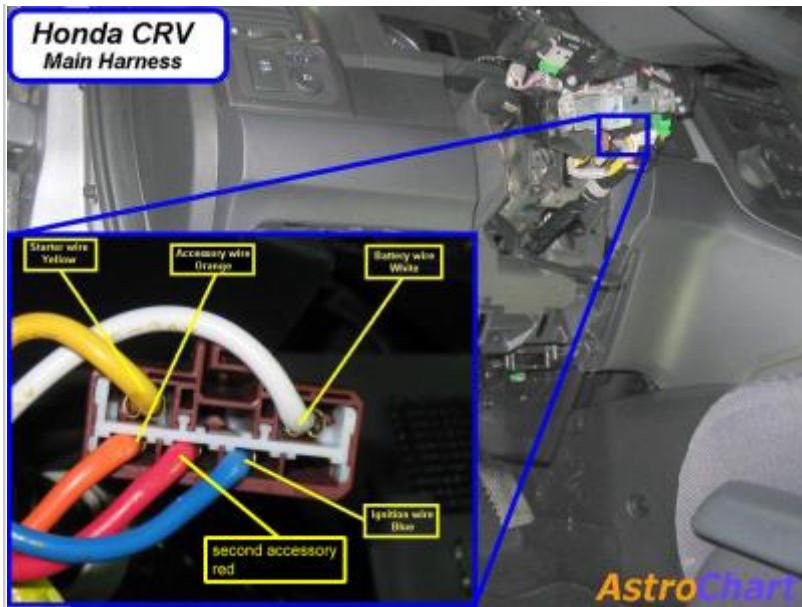


**Notes:**  
 There are currently no notes for this item.

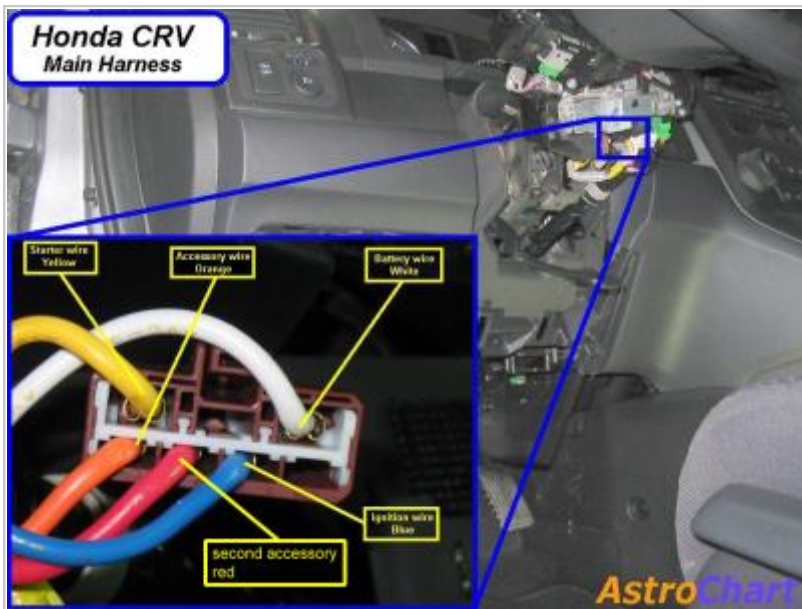
*Wiring Photo and Notes: Starter*



**Notes:**  
 There are currently no notes for this item.



Wiring Photo and Notes: Ignition

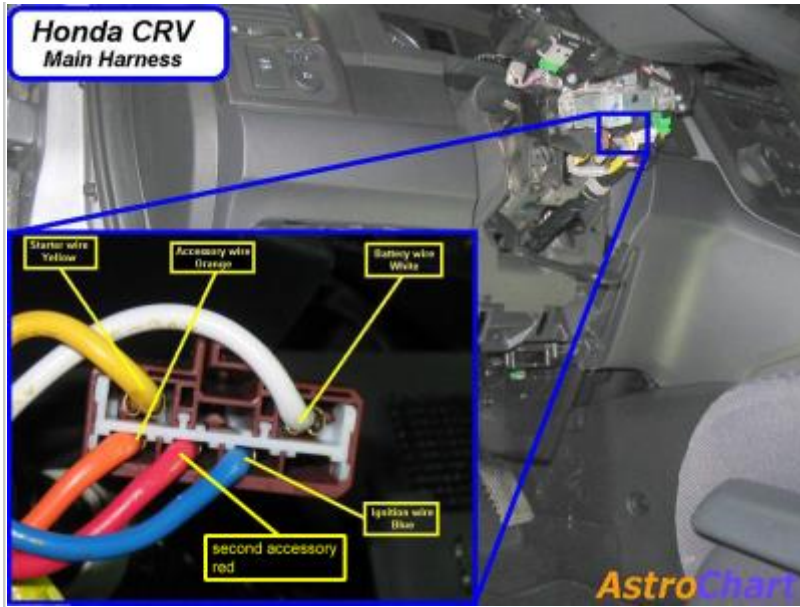


Wiring Photo and Notes: Accessory



**Notes:**  
There are currently no notes for this item.

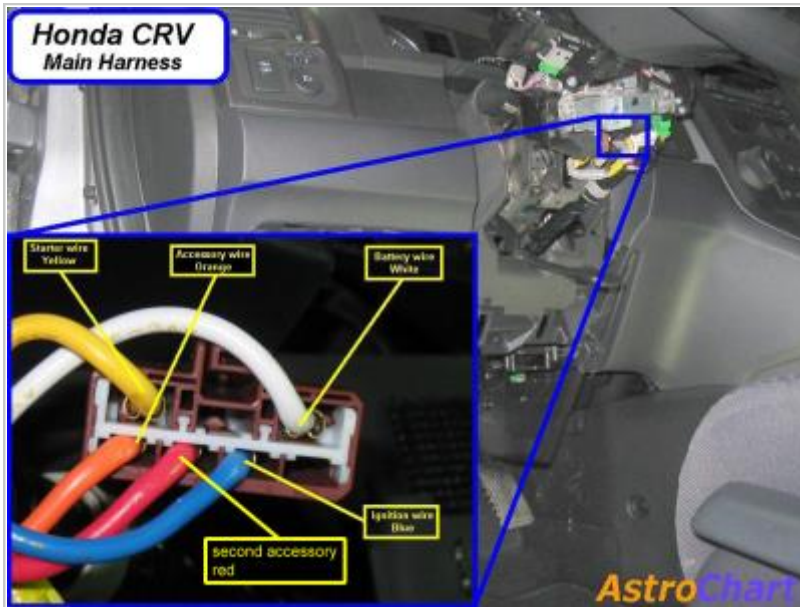
**Notes:**  
There are currently no notes for this item.



Wiring Photo and Notes: Second Accessory

Notes:

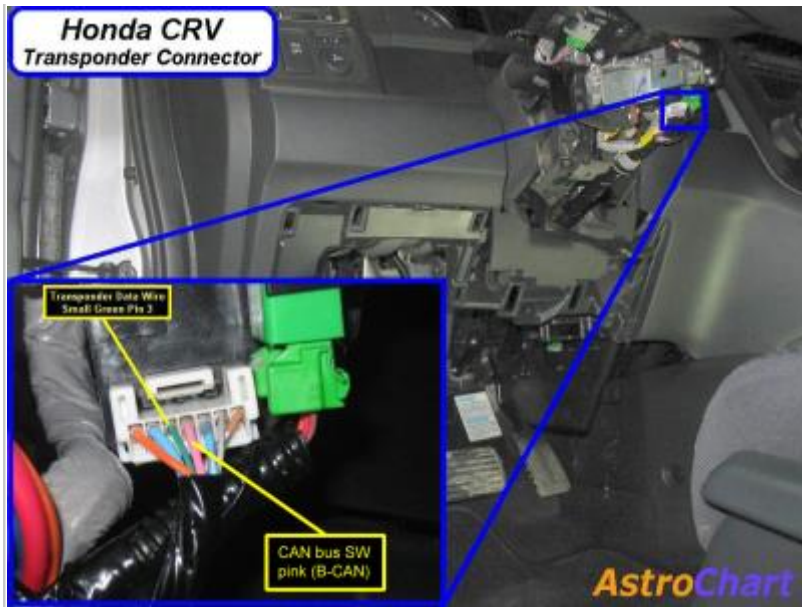
There are currently no notes for this item.



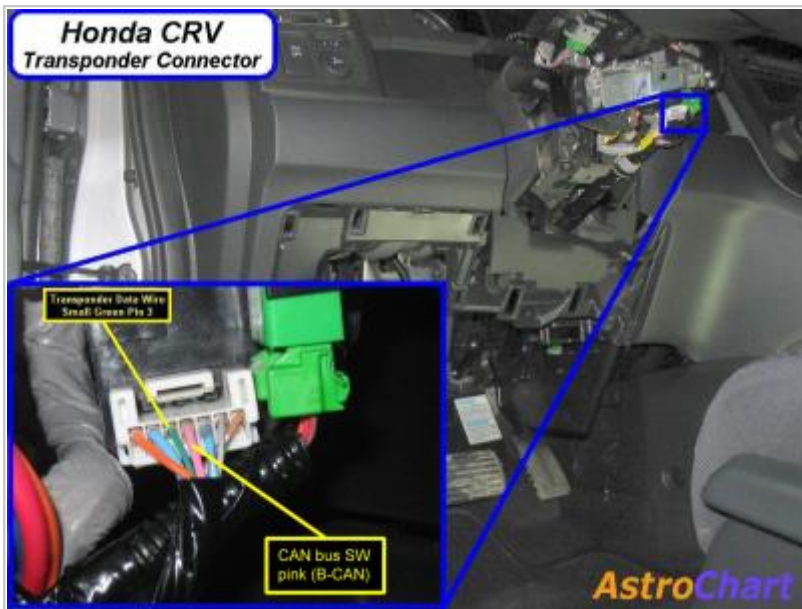
Wiring Photo and Notes: Data Bus

Notes:

The Immobilizer Control Unit is around the ignition key switch. The immobilizer ignition is lt. blue in pin 2, and ground is brown in pin 7.



Wiring Photo and Notes: Can Bus Sw




Notes:

The Immobilizer Control Unit is around the ignition key switch.


Wiring Photo and Notes: Power Lock

Notes:

There are currently no notes for this item.



Wiring Photo and Notes: Power Unlock



Notes:


There are currently no notes for this item.

Wiring Photo and Notes: Lock Motor


Notes:

There are currently no notes for this item.






Wiring Photo and Notes: Driver Unlock Motor




Wiring Photo and Notes: Passenger Unlock Motor

**Notes:**  
There are currently no notes for this item.

**Notes:**  
There are currently no notes for this item.




Wiring Photo and Notes: Parking Lights (-)



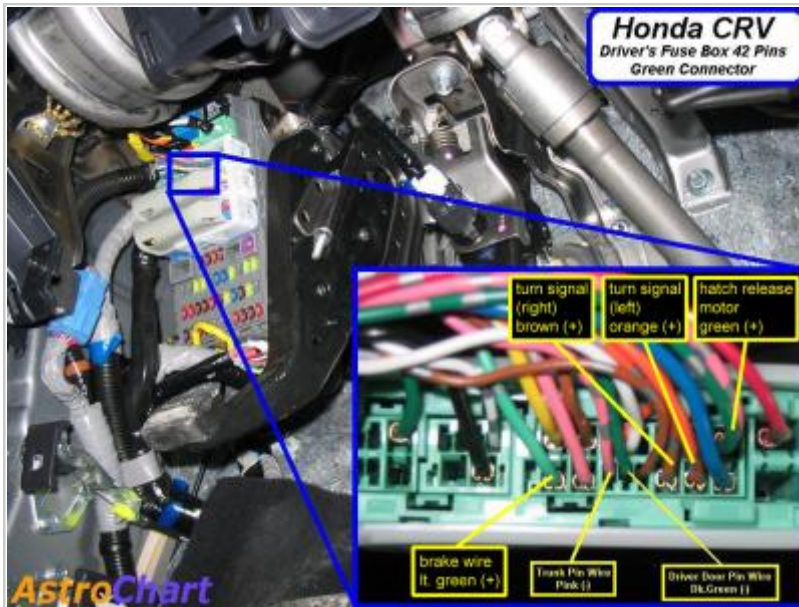
Wiring Photo and Notes: Turn Signal (Left)

**Notes:**  
There are currently no notes for this item.

**Notes:**  
There are currently no notes for this item.




Wiring Photo and Notes: Turn Signal (Right)




Wiring Photo and Notes: Headlight

**Notes:**  
There are currently no notes for this item.

**Notes:**  
There are currently no notes for this item.




Wiring Photo and Notes: AutoLights



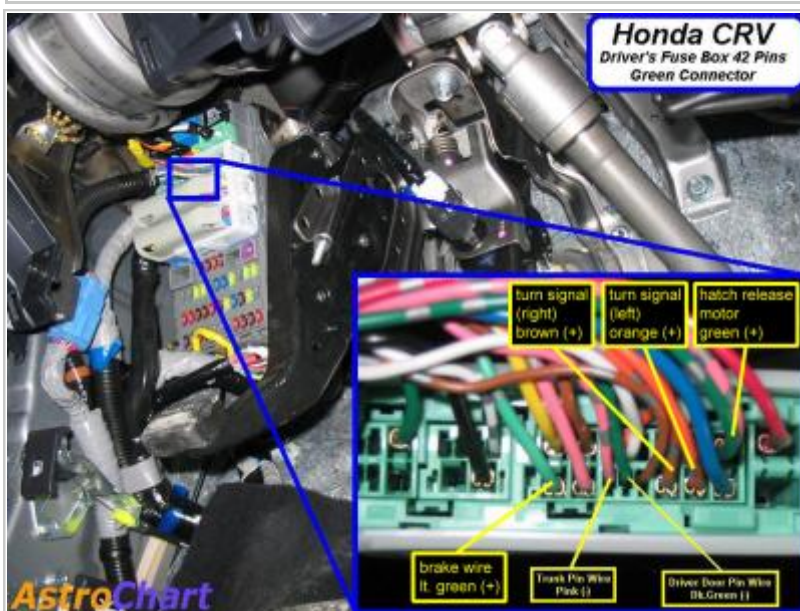
Wiring Photo and Notes: Reverse Light

**Notes:**  
There are currently no notes for this item.

**Notes:**  
There are currently no notes for this item.




Wiring Photo and Notes: Left Front Door Trigger




Wiring Photo and Notes: Right Front Door Trigger

**Notes:**  
There are currently no notes for this item.

**Notes:**  
There are currently no notes for this item.




Wiring Photo and Notes: Left Rear Door Trigger




Wiring Photo and Notes: Right Rear Door Trigger

**Notes:**  
There are currently no notes for this item.

**Notes:**  
There are currently no notes for this item.



Wiring Photo and Notes: Dome Supervision




Notes:

There are currently no notes for this item.


Wiring Photo and Notes: Trunk/Hatch Pin

Notes:

There are currently no notes for this item.



Wiring Photo and Notes: Trunk/Hatch Release



Wiring Photo and Notes: Trunk Release Motor


Notes:

There are currently no notes for this item.


Notes:

There are currently no notes for this item.






Wiring Photo and Notes: Factory Alarm Arm




Wiring Photo and Notes: Factory Alarm Disarm

**Notes:**  
There are currently no notes for this item.

**Notes:**  
There are currently no notes for this item.



Wiring Photo and Notes: Fuel Pump




Notes:

There are currently no notes for this item.


Wiring Photo and Notes: Brake Wire

Notes:

There are currently no notes for this item.



Wiring Photo and Notes: Parking Brake



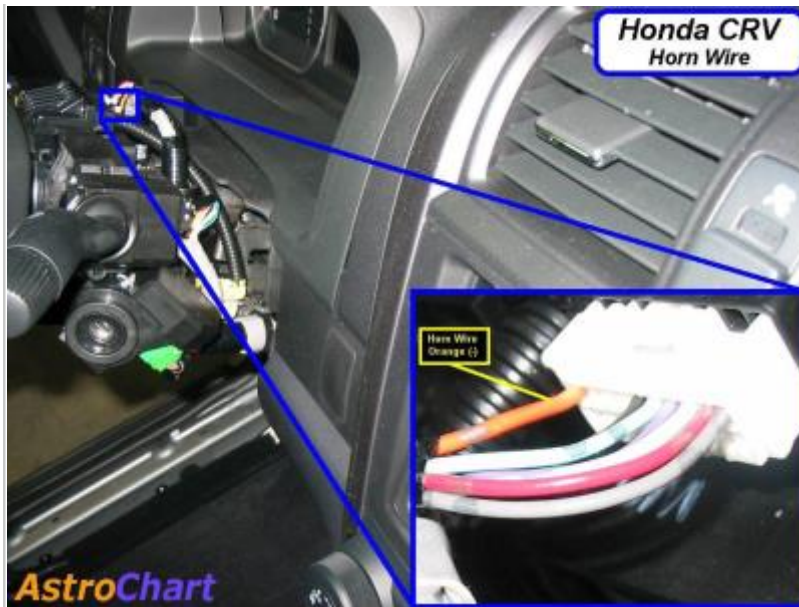
Wiring Photo and Notes: Horn Trigger

Notes:

There are currently no notes for this item.

Notes:

There are currently no notes for this item.




Wiring Photo and Notes: Left Front Speaker (+/-)



Notes:

If equipped, the amplifier is in the center of the dash, behind the A/C controls. On vehicles with amplifier, the speaker wires are lt. green - green at the amplifier, blue 20 pin plug, pins 3 and 13.

Wiring Photo and Notes: Right Front Speaker (+/-)



Notes:

If equipped, the amplifier is in the center of the dash, behind the A/C controls. On vehicles with amplifier, the speaker wires are white - yellow at the amplifier, blue 20 pin plug, pins 2 and 12.




*Wiring Photo and Notes: Left Rear Speaker (+/-)*



**Notes:**

If equipped, the amplifier is in the center of the dash, behind the A/C controls. On vehicles with amplifier, the speaker wires are gray - brown at the amplifier, blue 20 pin plug, pins 8 and 18.

*Wiring Photo and Notes: Right Rear Speaker (+/-)*



**Notes:**

If equipped, the amplifier is in the center of the dash, behind the A/C controls. On vehicles with amplifier, the speaker wires are blue - orange at the amplifier, blue 20 pin plug, pins 7 and 17.




*Wiring Photo and Notes: Subwoofer (+/-)*



**Notes:**  
If equipped, the amplifier is in the center of the dash, behind the A/C controls. On vehicles with amplifier, the speaker wires are pink - blue at the amplifier, blue 20 pin plug, pins 5 and 15.

*Wiring Photo and Notes: Aux. Audio Input Left (+/-)*



**Notes:**  
On vehicles with navigation, these wires are in a green 24 pin plug, pins 13 and 1.




*Wiring Photo and Notes: Aux. Audio Input Right (+/-)*



**Notes:**

On vehicles with navigation, these wires are in a green 24 pin plug, pins 14 and 1.

*Wiring Photo and Notes: Satellite Radio 12 Volts*



**Notes:**

If equipped, the XM Receiver is in the passenger kick.



**© 2016 Directed. All rights reserved.**  
DirectWire and its vehicle information are for the sole use of authorized Directed personnel and its participating dealers and distributors. The information contained on these pages may contain confidential and privileged information. Any unauthorized review, use, disclosure or distribution is prohibited.